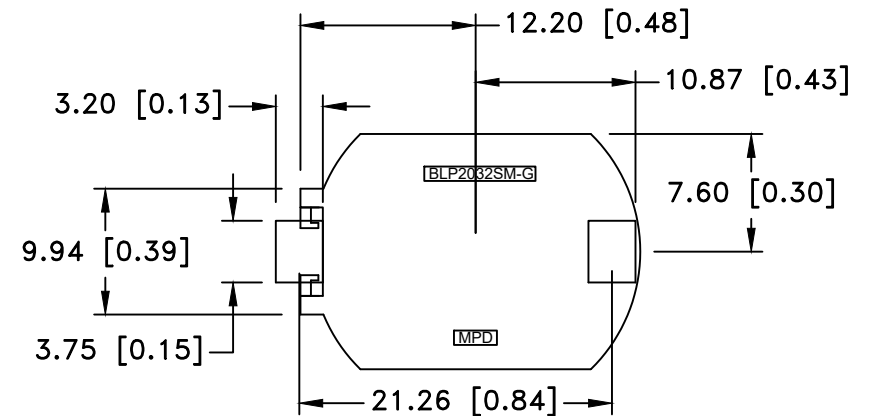
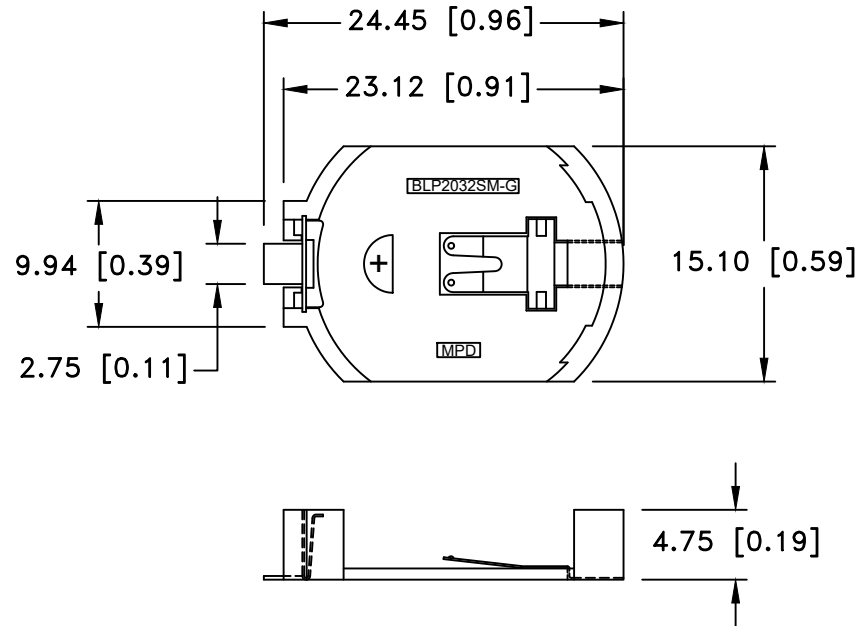


Date	SYM	REVISION RECORD	AUTH	DR.	CK.
12/11/15	G	Design change at positive contact	T.B.	B.S.	
01/27/17	H	Updated UL File number	T.B.	B.S.	
10/24/19	J	Added weight of the part	T.B.	B.S.	
06/21/23	J	Updated Specifications	T.B.	B.S.	



PCB LAYOUT

SPECIFICATIONS:

- * Holder material- Zenite 30% glass reinforced Liquid Crystal Polymer resin, UL File No. E344082, UL94V-0
- * Color: Off White
- * Contacts : 0.020" thick Stainless steel 301, 3/4 hard , GOLD FLASH over nickel
- * Temperature range: -40°C to +280°C

Vibration Test: 10-50-10 Hz swept in 60 seconds

X,Y,Z direction: 1 hour each direction, No dislodgement of the cell or damage, No discontinuity over 10 micro-seconds


Shock Test: Half sine wave acceleration 80g. 6 m/s, 3 shock pulses each direction per axis, total of 18 pulses, No evidence of physical damage

Drop Test: Mounted on board and dropped 1 time, 1 side from 1m high to wooden floor.

Results: No dislodgement or physical damage of any cells.

ROHS COMPLIANT

Estimated weight: 0.65000484 g

Tolerance (Except as noted)	 Memory Protection Devices, Inc 200 Broad Hollow Road, Farmingdale, New York 11735		
	decimal ±.5 (.020)	Scale	Drawn By B.S. Approved By T.B.
Fractional ± .8 (.030)	Title SURFACE MOUNT BATTERY HOLDER FOR CR2032		
Angular ± 3°	Date 06/21/23	Drawing Number BLP2032SM-GTR	