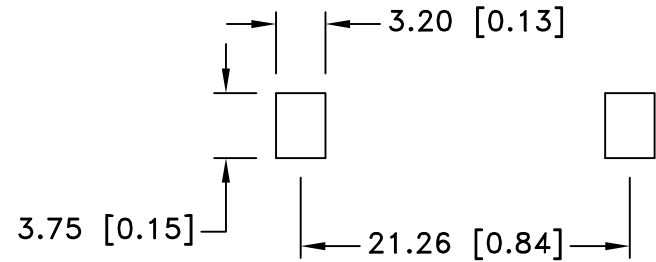
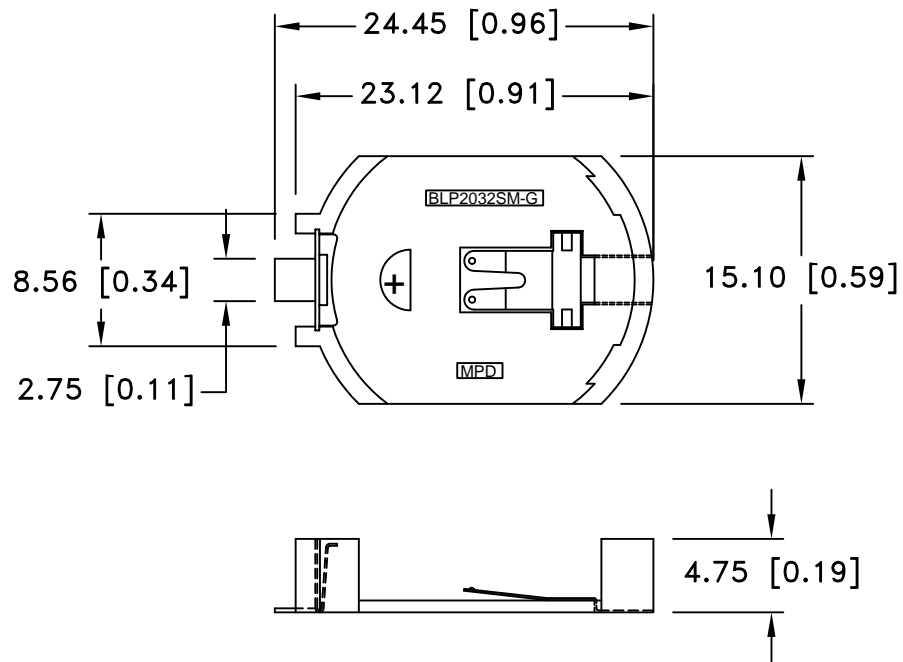


Date	SYM	REVISION RECORD	AUTH	DR.	CK.
6/20/08	A	UPDATED NOTE FOR CONTACT MATERIAL	T.B.	B.S.	
12/19/08	B	UPDATED SPECIFICATIONS	T.B.	B.S.	



PCB LAYOUT


**SPECIFICATIONS:**

- \* Holder material- 30% glass reinforced Liquid Crystal Polymer resin, UL File No. E123598, UL94V-0
- \* Color: White
- \* Contacts : 0.020" thick Stainless steel 301, 3/4 hard , GOLD FLASH over nickel
- \* Temperature range: -40°C to +280°C

Vibration Test: 10-50-10 Hz swept in 60 seconds  
 X,Y,Z direction: 1 hour each direction, No dislodgement of the cell or damage, No discontinuity over 10 micro-seconds

Shock Test: Half sine wave acceleration 150g. 6 micro-seconds, 3 shock pulses each direction per axis, total of 18 pulses, No evidence of physical damage

ROHS COMPLIANT

Tolerance (Except as noted)	 <b>Memory Protection Devices, Inc</b> 200 Broad Hollow Road, Farmingdale, New York 11735	Scale	Drawn By B.S.
			Approved By T.B.
decimal ±.5 (.020)	Title SURFACE MOUNT BATTERY HOLDER FOR CR2032		
Fractional ± .8 (.030)		Date 12/19/08	Drawing Number BLP2032SM-GTR
Angular ± 3°			